



Movement School Southwest


Grade Span: 0K-03

Charter: Yes

150 Osprey Point

Dr., Charlotte, NC

28217

2025 


Compare to

Other Schools



School Website: 

(<https://www.movementschool.com>)

 The data for **Charlotte-Mecklenburg Schools** has been added to the comparison charts below because **Movement School Southwest** is located in that county.

2024-25 Overall Performance*i*

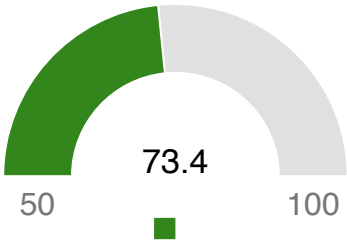
[View Performance by School or District](#)

[View Performance by Subgroup](#)

D 2024-25 GRADE

50

PERFORMANCE GRADE SCORE




Academic Growth
 Growth Met

Growth Range	Growth Status
85.0-100.0	Exceeded
70.0-84.9	Met
50.0-69.9	Not Met

[Performance Grade Score History](#)

[Academic Growth History](#)




2024-25
MATH GROWTH STATUS
2024-25
READING GROWTH STATUS
 **Growth Met**

C F

2024-25
2024-25
EOG
EOG
MATH
MATH
GRADE
GRADE

58 39

EOG
EOG
READING
MATH
MATH
GRADE
GRADE
SCORE
SCORE

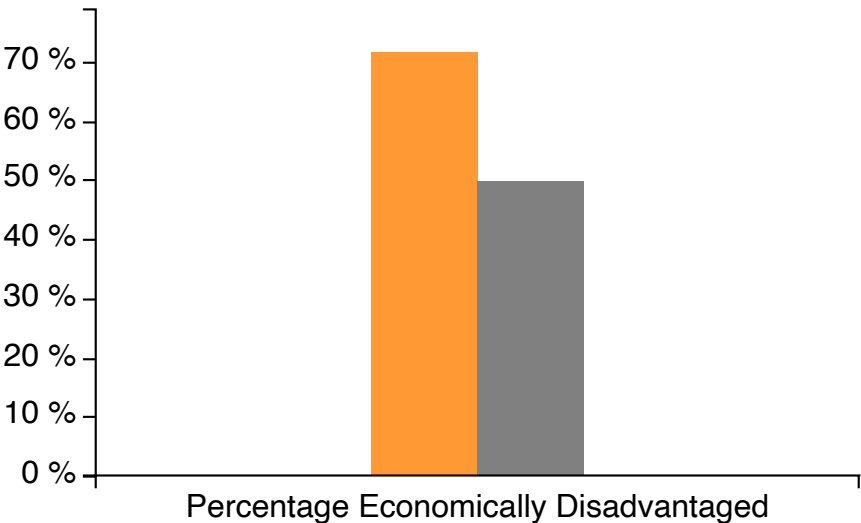
 **Note - To protect student privacy, some data values for small groups will be suppressed as “> 95%” or “< 5%” in the charts or tables below. For counts less than 10, no data will be displayed.**

2024-25
Student
Characteristics

& Participation

This section describes some key measures about the students at this school.

Percentage Economically Disadvantaged



■ Movement School Southwest ■ State of North Carolina

2024-25
Student
Performance

Student Performance
by School/District

Student Performance
by Subgroup

This section describes student performance in various test subject areas. Student test performance is reported as one of four achievement levels. **i** Not Proficient is below grade level. Level 3 is grade level proficient. Levels 4 and 5 indicate students are on track for career-and-college readiness.

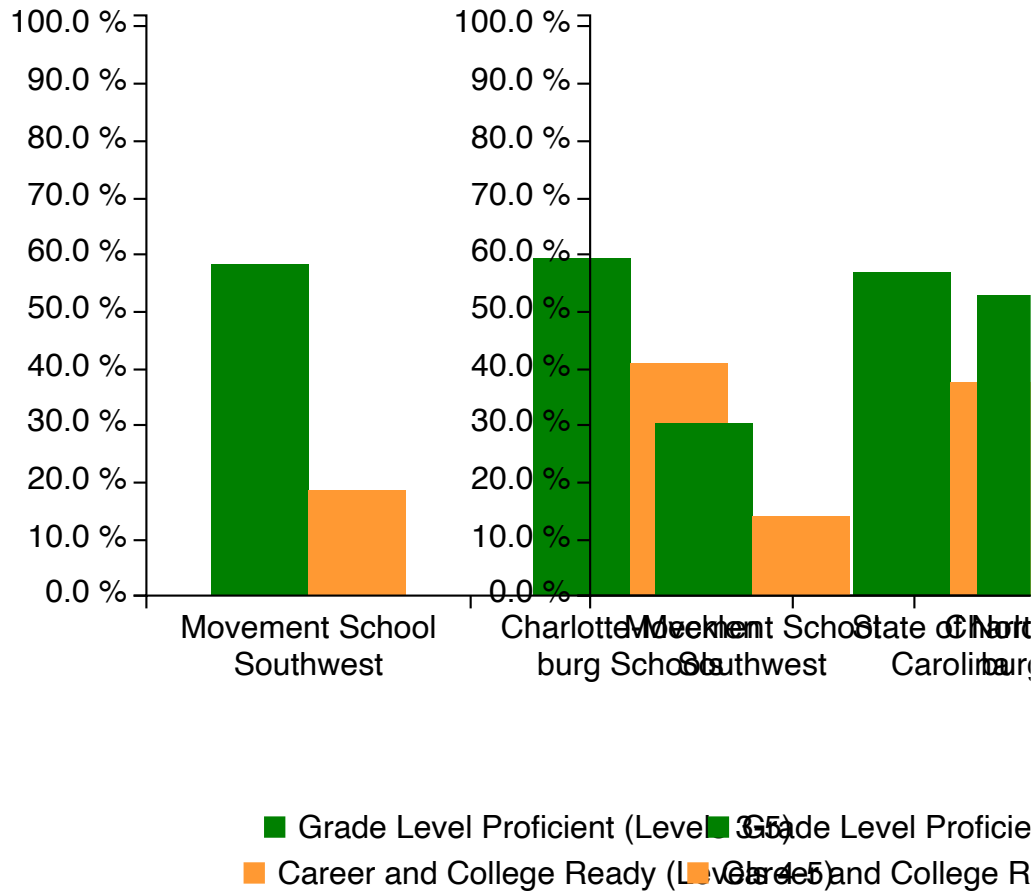
Proficiency in Subject Areas

Math
Performance
i

Reading
Performance
i

Summary Chart
Table

Summary Chart
Table



Other Measures

English Learner Proficiency

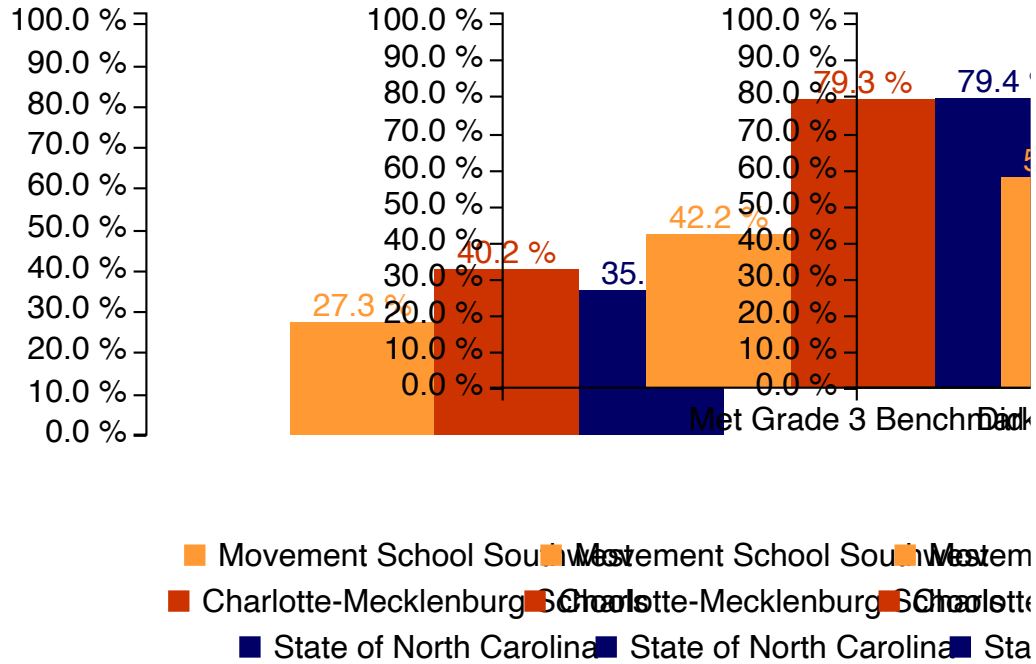


Read to Achieve - Met Grade 3 Benchmark



Read to Achieve - Did Not Meet Grade 3 Benchmark





Test Participation



Percentage of students participating in state mandated standardized testing.

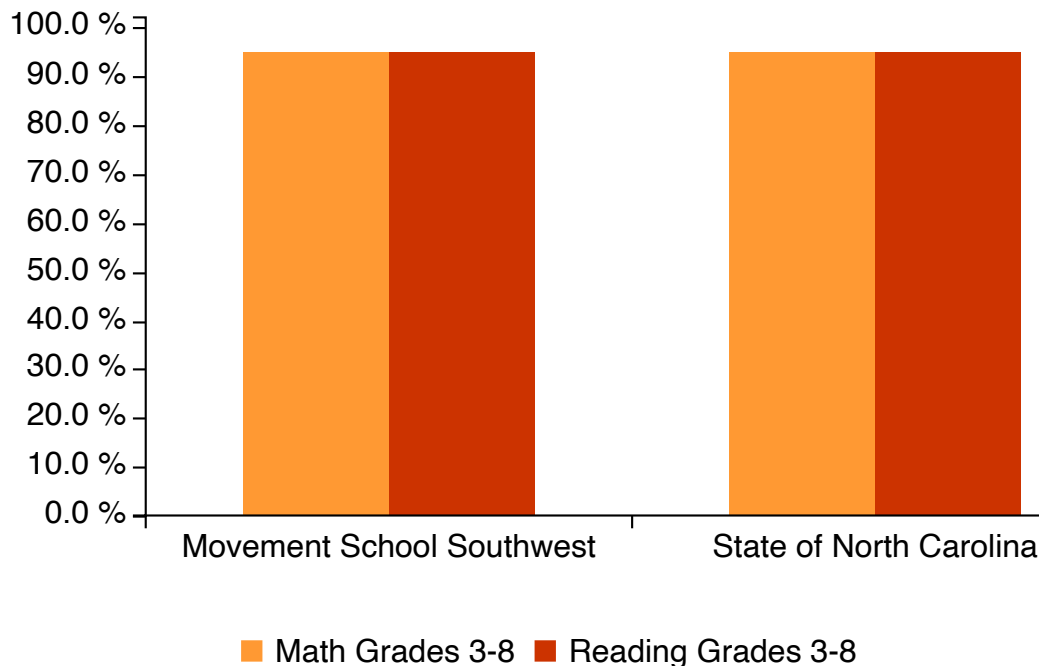



Chart Table

Students with Disabilities Alternate Test Participation

The percent of tested students is expected to be below 1% at the state level. Most schools have so few students that this information may be masked to protect student privacy. 

2024-25 School Environment

View Environment
by School/District

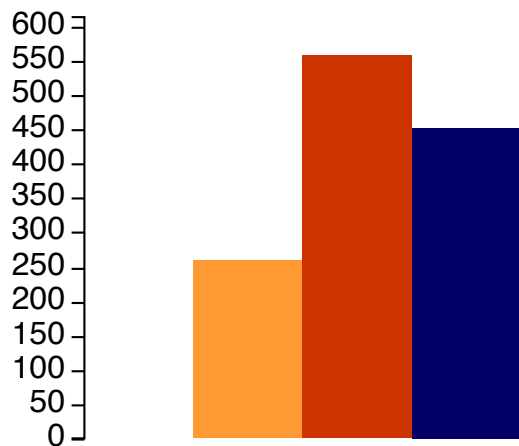
View Environment
by Subgroup

This section provides information on the school environment and facilities

Total Students

259

Student Enrollment



■ Movement School Southwest
■ Charlotte-Mecklenburg Schools
■ State of North Carolina

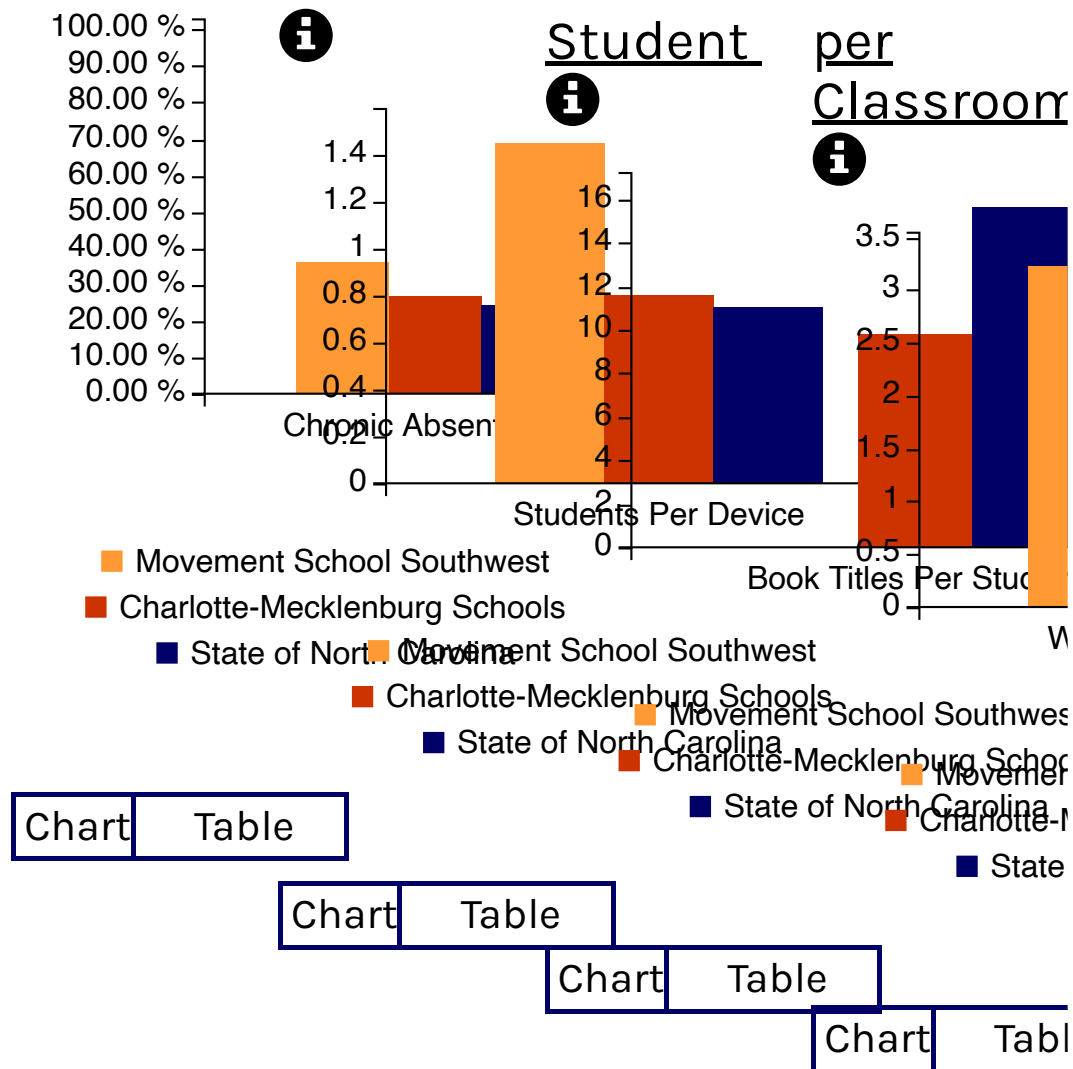
Chronic Absenteeism



Students Per Device

Book Titles Per

Wireless Access Points

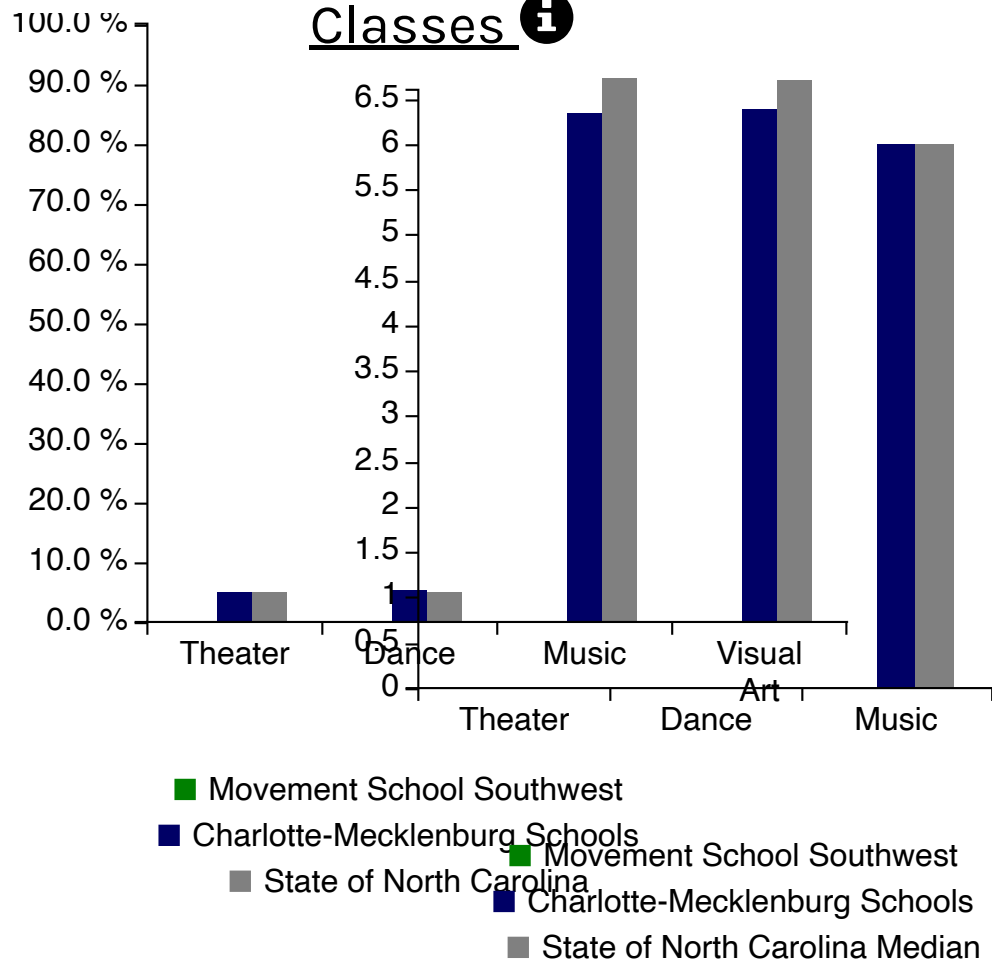


Arts Education

The following arts education disciplines are offered at Movement School Southwest. The number of courses offered, and the percentage of school population enrolled in that discipline, are displayed. To protect student privacy, some data values for small groups will be suppressed as “>95%” or “<5%” in the charts or tables. For more information about Arts Education Courses offered

in NC, please visit the [NC Arts Ed Data Project](https://artsednc.org/resources/arts-education-data-project/) (<https://artsednc.org/resources/arts-education-data-project/>).

Participation Number Percentage Of Classes



Strategic Planning 2024-25

This section provides information on Movement School Southwest's strategic planning, goals and progress.

- Title 1 Status ⓘ
- Low Performing School Designations:
 - ⓘ NC Designated Low Performing School